

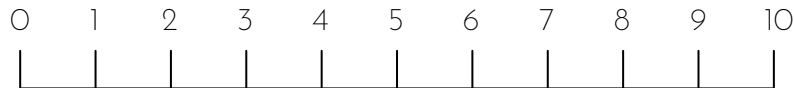
bergen



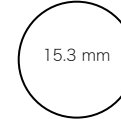
ring sizing charts

To determine the correct ring size, please print this page making sure that it is printed to 100%. Use a ruler to check that the scale is correct.

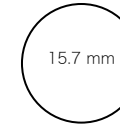
Place a ring that fits well onto the circles. The correct size will align with the printed circle on the inner edge of the ring. If you find the perfect fit to be between two standard sizes, we recommend to choose the larger size.



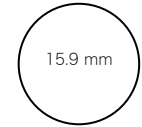
EU	47
UK	H 1/2
US	4



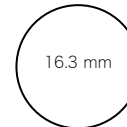
EU	48
UK	I 1/2
US	4.5



EU	49
UK	J 1/2
US	5



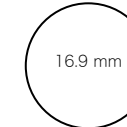
EU	50
UK	K
US	5.25



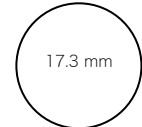
EU	51
UK	L
US	5.75



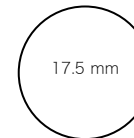
EU	51
UK	L 1/2
US	6



EU	53
UK	M 1/2
US	6.5



EU	54
UK	N 1/2
US	7



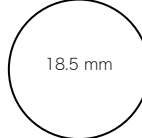
EU	55
UK	O
US	7.25



EU	56
UK	P
US	7.75



EU	57
UK	P 1/2
US	8



EU	58
UK	Q 1/2
US	8.5



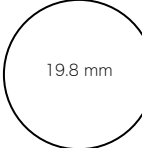
EU	59
UK	R
US	8.75



EU	60
UK	S
US	9.25



EU	61
UK	S 1/2
US	9.5



EU	62
UK	T 1/2
US	10